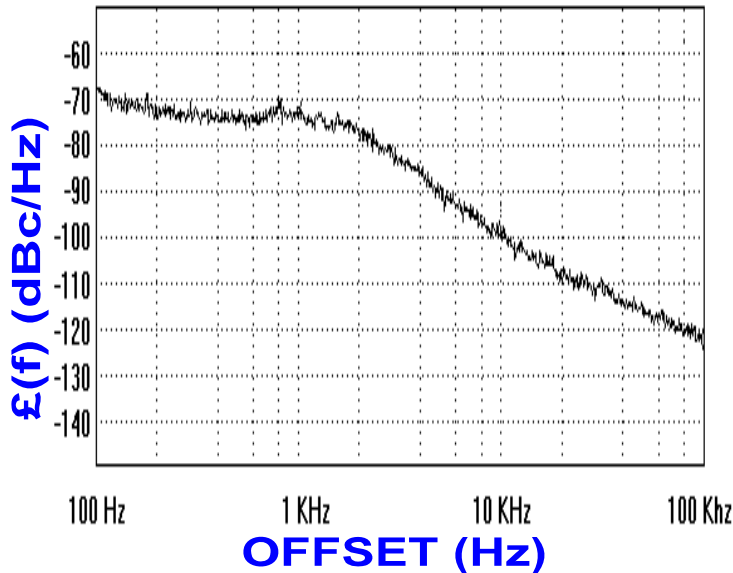


PHASE NOISE (1 Hz BW, typical)



FEATURES

- Frequency Range: 2715 - 2717 MHz
- Step Size: 1000 KHz
- PLL - Style Package

APPLICATIONS

- Basestations
- Mobile Radios
- Satellite Communications

PERFORMANCE SPECIFICATIONS	VALUE	UNITS
Frequency Range	2715 - 2717	MHz
Phase Noise @ 10 kHz offset (1 Hz BW, typ.)	-102	dBc/Hz
Harmonic Suppression (2nd, typ.)	-20	dBc
Sideband Spurs (typ.)	-80	dBc
Power Output	4±2	dBm
Load Impedance	50	Ω
Step Size	1000	kHz
Charge Pump Output Current	250	μA
Switching Speed (typ., adjacent channel)	2	mSec
Startup Lock Time (typ.)	5	mSec
Operating Temperature Range	-40 to 85	°C
Package Style	PLL	
POWER SUPPLY REQUIREMENTS		
Supply Voltage (Vcc, nom.)	5	Vdc
Supply Current (Icc, typ.)	30	mA

All specifications are typical unless otherwise noted and subject to change without notice.

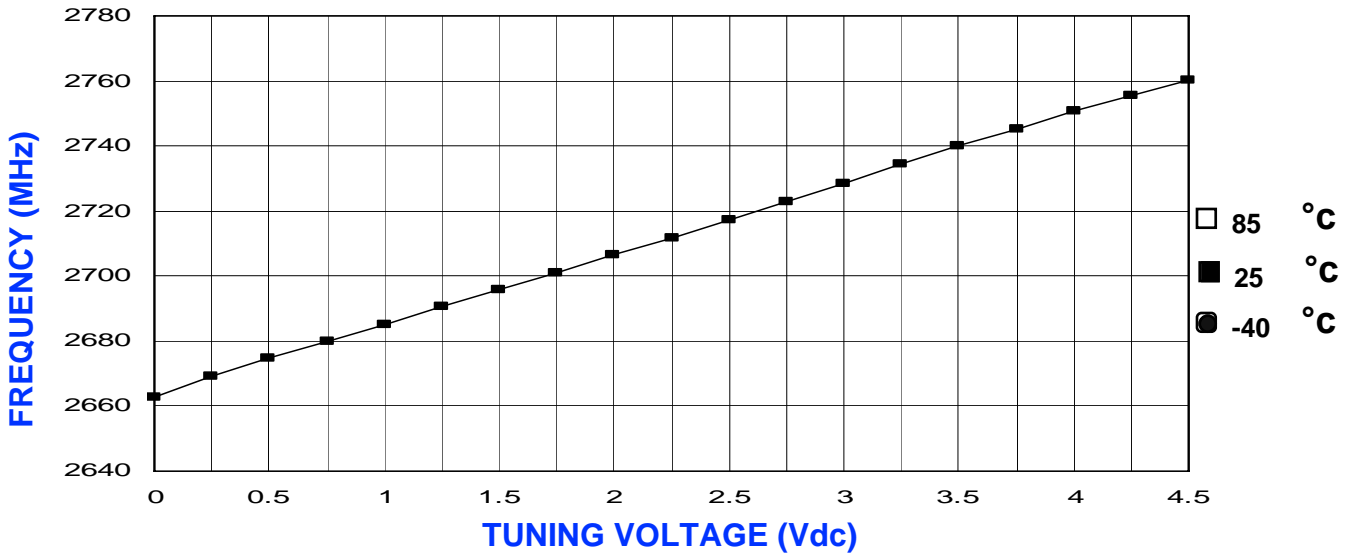
APPLICATION NOTES

- AN-107 : How to Solder Z-COMM VCOs / PLLs
- AN-202 : PLL Functional Description

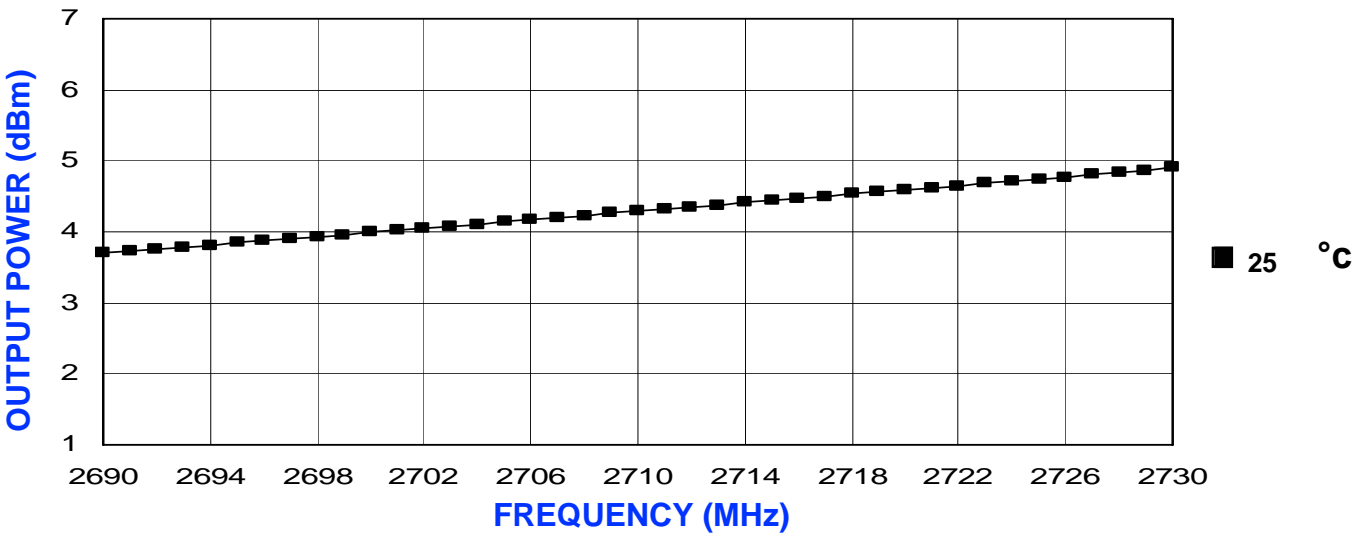
NOTES:

Reference Oscillator Signal: $5 \text{ MHz} < f_{\text{osc}} < 40 \text{ MHz}$
 Frequency Synthesizer: National Semiconductor - LMX2326

VCO TUNING CURVE, typ.



VCO POWER CURVE, typ.



PHYSICAL DIMENSIONS

